



OFF-ROAD PRODUCT GUIDE





Forged from personal inspiration and collective innovation, Rekluse changed the game. Our clutch technology has improved riding experiences for power sports enthusiasts worldwide. We believe in the philosophy that good enough is never good enough. Driven by purpose, progress and performance, we will inspire a better adventure.

We are renowned for our world class automatic clutches. Our unique technology enhances the riding experience by automatically engaging and disengaging the clutch based on engine speed, preventing a stall. Don't worry though, the clutch lever is still fully functional and can be used like stock to get an extra boost when the situation calls for it. By eliminating engine stalling and optimizing power delivery, we give you access to more fun, faster lap times and less fatigue.

In addition to auto clutches, we engineer high quality manual clutches and accessories. Our manual clutches, which are unmatched in durability and versatility, add another element to maximize the performance of your ride. Rekluse products are manufactured at our facility in Boise, ID.

**Driven by purpose, progress and performance,
we will inspire a better adventure.**



Rekluse products are engineered,
developed and manufactured in
Boise, Idaho, USA.

Technology

All Rekluse clutch products are precision engineered and made of high quality materials to provide the best in performance and durability. Our components are stronger, lighter, longer lasting and built for maximum performance.

TorqDrive®

Our championship proven TorqDrive friction disk technology provides riders with added durability, a highly responsive feel and the torque capacity required to access the motor's full potential. TorqDrive disks feature a high strength steel core and friction material with unmatched energy capacity. TorqDrive delivers next level clutch control and consistency. Rekluse steel basket lining sleeves provide protection against basket wear and notching.




Our unique friction pad design provides superior oil flow

TorqDrive Friction Disks

Rekluse Steel Basket Sleeves



OEM



TorqDrive®

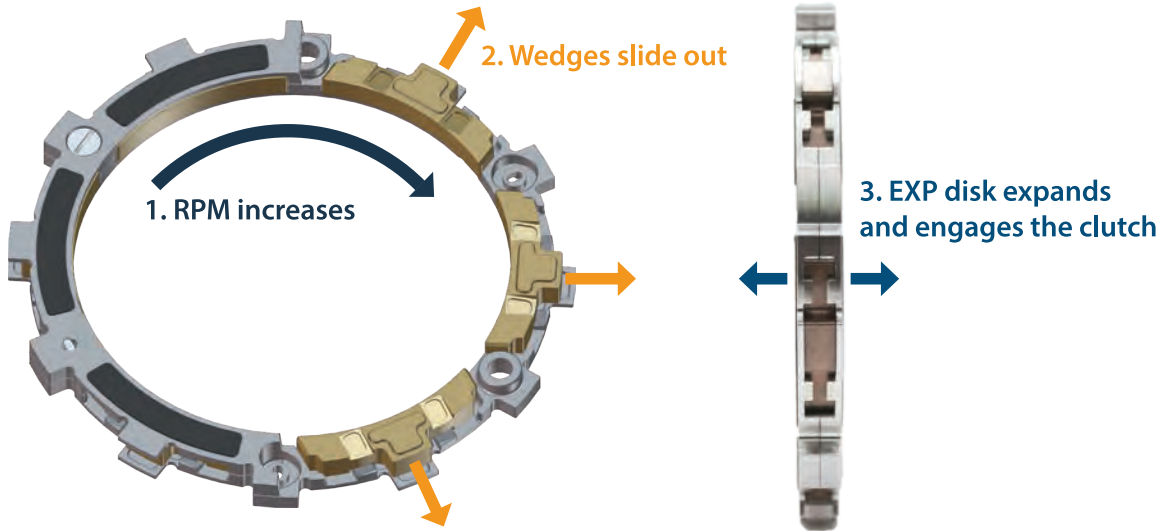
More Frictions = More Torque Capacity

MALCOLM STEWART
SmarTop/MotoConcepts/Honda



EXP

Using principles of centrifugal force, EXP technology automatically engages and disengages the clutch based on engine RPM to eliminate stalling. With EXP, riders can start and stop without touching the clutch lever. EXP automatic clutch technology provides riders precision control, maximum traction and confidence to charge any obstacle on the track or trail while allowing full use of the clutch lever.



Core

Our Core technology is the foundation of our premium clutch systems. Engineered and made from aerospace quality billet aluminum, Core components optimize oil flow, last longer and reduce temperatures to maintain consistent performance even in extreme conditions. Components are designed for optimized spring locating to eliminate binding, providing smooth lever action.



Center Clutch

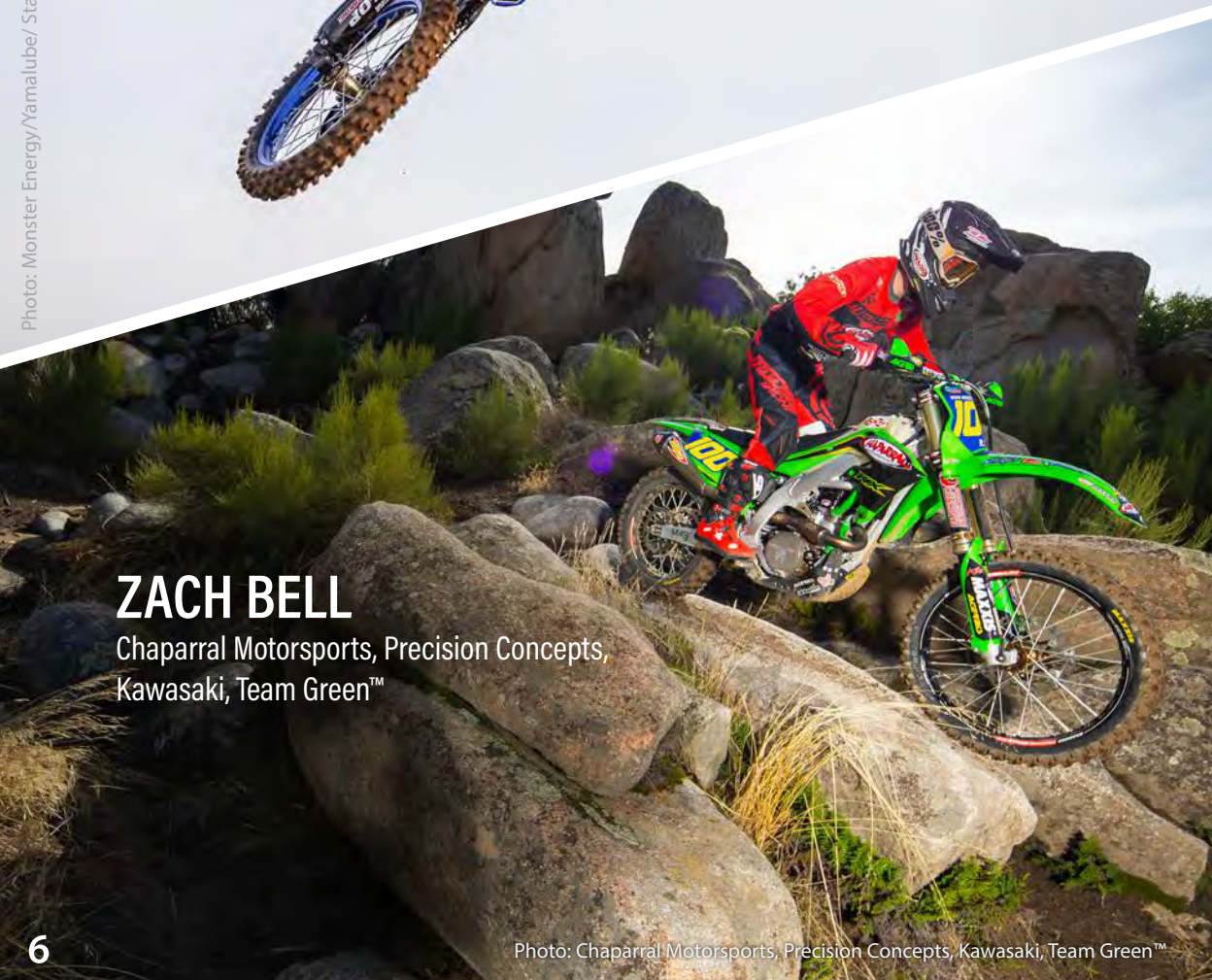


Pressure Plate





DYLAN FERRANDIS
2019 250SX West Champion
Monster Energy/Yamalube/
Star Racing Yamaha



ZACH BELL
Chaparral Motorsports, Precision Concepts,
Kawasaki, Team Green™

RADIUScx

FEATURES AND BENEFITS

- Prevents engine stalls
- Increased torque capacity and power transfer over OEM
- TorqDrive equipped - provides longer life with less adjustment
- Boosts rider confidence in all types of terrain
- Standard clutch lever function with full override capability
- Options for external adjustment

FEATURED TECHNOLOGY

- Core
- EXP
- TorqDrive
- Billet Clutch Cover



Core



EXP



TorqDrive




RADIUSTMX

RadiusX is a high-performance auto clutch combining TorqDrive® friction technology with our flagship automatic EXP disk, all within an OEM clutch footprint.

FEATURES AND BENEFITS

- Prevents engine stalls
- Increased power transfer over OEM
- Externally adjustable
- TorqDrive equipped - provides longer life with less adjustment
- Boosts rider confidence in all types of terrain
- Standard clutch lever function with full override capability



Products vary by model.



Photo: @fmf73



Photo: Spencer Hill @the_gear_dude

CoreEXP 3.0

FEATURES AND BENEFITS

- Prevents engine stalls
- Fully tunable to suit rider and/or terrain
- Matches OEM clutch torque capacity
- Billet components offer superior durability
- Standard clutch lever feel and function with full override capability

FEATURED TECHNOLOGY

- Core
- EXP



Core EXP benefits riders of all levels and disciplines. Designed to utilize OEM frictions and Core technology, Core EXP was a game changer in improving lever feel for auto clutches.



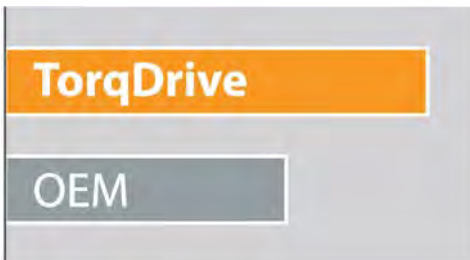
CoreManual TorqDrive®

FEATURES AND BENEFITS


- Virtually eliminates clutch fade
- Stronger drive throughout the power band, up to 40% more torque capacity
- Better starts and acceleration out of corners
- Improved drive through the whoops and other challenging sections
- Maintains a stock or lighter than stock lever pull
- Rekluse basket sleeves eliminate basket wear and notching
(not applicable for KTM/Husqvarna models)

MORE FRICTIONS = MORE TORQUE CAPACITY

Up to 40% more torque capacity than OEM



**Varies by model*



TorqDrive vs OEM

TorqDrive® + Core Technologies



Core Manual TorqDrive® delivers unprecedented performance and durability. This top-of-the-line manual system features technology that is not available anywhere else in the industry.

JUSTIN BARCIA

Monster Energy / Yamaha Factory Racing





JASON ANDERSON
2018 450SX Champion
Rockstar Energy Husqvarna Factory Racing

CoreManual™

Constructed from hard anodized billet aluminum components, Core Manual is a professional grade manual clutch that offers superior durability and reliability over stock components.

FEATURES AND BENEFITS

- Consistent lever modulation
- Components are lighter, stronger, and perform better than stock
- Superior oil flow to extend clutch life
- Components are designed for optimized spring locating to eliminate binding, providing smooth lever action.



Products vary by model.

DEAN WILSON

Rockstar Energy Husqvarna Factory Racing



TorqDrive® CLUTCH PACK

A high performance manual clutch is now more accessible than ever with the TorqDrive Clutch Pack. It's as easy as swapping your clutch plates. Proven at the highest levels of racing, TorqDrive thin friction disk technology allows more disks to fit in your stock clutch's footprint, decreasing slip unlocking the full power of your engine. Whether you're setting track records or shredding your favorite trail, the TorqDrive Clutch Pack will give you the advantage you're looking for.

FEATURES AND BENEFITS

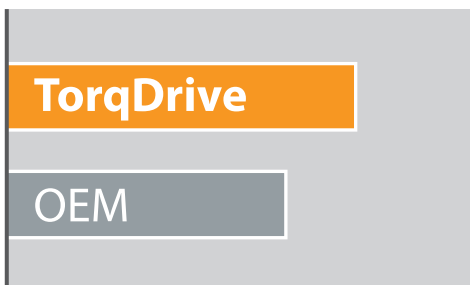
- Stronger pull throughout the power band
- More positive engagement
- Easier control of power delivery
- More consistent lever control on starts
- Virtually eliminates clutch fade
- Increased clutch life
- Rekluse basket sleeves eliminate basket wear and notching
(not applicable for KTM/Husqvarna models)




Cable actuated configuration shown. Product varies by OEM clutch design.

MORE FRICTIONS = MORE TORQUE CAPACITY

25% more torque capacity than OEM



**Varies by model*



TorqDrive vs OEM

Clutch Cover

Rekluse clutch covers are engineered to provide unparalleled durability and performance in a single, stylish component. Our covers stand up against rocks, logs, boots, and whatever else you may encounter in your adventures.

FEATURES AND BENEFITS

- Billet aluminum provides incredible strength
- 2X hard anodized for enhanced durability and wear resistance
- Specifically designed to complement the performance of your Rekluse or OEM clutch



FACTORY FORMULATED OIL

From the leaders in clutch performance

Drawing upon 16 years of innovation and experience with clutches, this new oil has been engineered and tested to ensure it meets Rekluse's high performance standards. Rekluse Factory Formulated Oil is the perfect complement to any OEM or aftermarket clutch.

FEATURES AND BENEFITS

- Improved power transfer through the clutch
- Smoother shifting
- Reduced heat for longer clutch life
- Designed for use in wet clutch systems
- Meets API SL and JASO-MA2 standards



Manual Slave Cylinder

The Rekluse billet aluminum manual slave cylinder is a direct bolt-on replacement product designed to improve the hydraulic system's durability and increase the rider's connection to the engine. Developed in partnership with Rockstar Energy Husqvarna Factory riders, it has been proven in the toughest riding environments at the highest levels of racing.

FEATURES AND BENEFITS

- Hard anodized billet aluminum housing and piston
- Improved clutch modulation
- Durable seal design
- Designed for use with OE or aftermarket manual clutch systems

Note: Not compatible with auto clutches (RadiusCX, Core EXP 3.0, RadiusX)



COLTON HAAKER

3X AMA EnduroCross Champion


Rockstar Energy Husqvarna Factory Racing

Billet Clutch Basket

The backbone of your clutch system, Rekluse clutch baskets are precision machined to safeguard your internal components, keeping you on the track or trail longer.

FEATURES AND BENEFITS

- Billet aluminum hard anodized construction
- Extreme durability resists notching and extends clutch life
- Exclusive replaceable cushions protect your transmission even under the most extreme conditions (most models)
- Tightly controlled tolerances ensure smooth operation, less drag and reduced clutch noise.




EXP3.0

AUTO

A new coil spring pressure plate offers tunability to increase spring pressure over stock. This system allows drivers to operate the manual transmission with ease, providing smoother engagement at low speed. The centrifugal action of the clutch eliminates stalling and improves acceleration.

FEATURES AND BENEFITS

- Prevents engine stalls
- Easier for drivers to maneuver at low speeds
- Fully tunable to handle the demands of varying conditions and terrain
- Cooler operating temperatures and more efficient clutching provide extended clutch life



TorqDrive®

MANUAL

TorqDrive for YXZ1000 provides an additional 5 plates over stock, delivering unprecedented performance, tuning, and durability for all models. Our innovative clutch disk technology allows us to put more disks into the clutch pack, which means more torque is transferred to the rear wheels.

FEATURES AND BENEFITS

- 16 friction disk pack for both R and SS models
- Converts clutch to coil springs for improved performance
- Improved pedal modulation for R models
- Designed to withstand heavily modified engines
- Rekluse basket sleeves eliminate basket wear and notching



RADIUSTMX

With RadiusX a high-performance auto clutch is just a clutch pack swap away. RadiusX combines TorqDrive friction disk technology with our innovative EXP auto clutch disk.

FEATURES AND BENEFITS

- Prevents engine stalls so you can focus on the ride and let the auto clutch do the rest
- Delivers increased power transfer over OEM and longer clutch life with less adjustment over time
- Standard clutch lever function is retained and full override
- Some configurations include Rekluse basket sleeves to prolong basket life.



TorqDrive[®]

Unlock more power and decrease fade without compromising reliability, all within your OEM clutch footprint.

FEATURES AND BENEFITS

- TorqDrive provides more disks in less space – up to 6 over stock
- More torque capacity and less slip
- Unlock the full power of your engine without stiffer pressure plate springs
- Eliminates clutch fade
- Provides smoother shifting, more consistent clutch lever feel, and improved durability





AUTO CLUTCH COMPARISON

All Rekluse clutches require shifting, are tunable and have fully functional clutch levers. The Rekluse center clutch, pressure plate and clutch cover are hard anodized, billet components. Our Core components (center clutch and pressure plate) work together to move more oil through the clutch, keeping it cooler.

RADIUS™**CX**



RADIUS™**X**



Core**EXP 3.0**



PROVIDES AUTOMATIC ENGAGEMENT



PREVENTS STALLING



REDUCES CLUTCH FADE



INCLUDES TORQDRIVE FRICTION DISKS



INCREASES CLUTCH DISKS OVER STOCK



MAINTAINS FULL CLUTCH LEVER USE



INCLUDES BILLET CENTER HUB AND PRESSURE PLATE



INCLUDES REKLUSE CLUTCH COVER



MAINTAINS STOCK LEVER FREE PLAY



MORE AGGRESSIVE FEEL, MORE BITE



LESS AGGRESSIVE FEEL, SMOOTHER MANAGEABILITY



MANUAL CLUTCH COMPARISON

Trusted by factory racing teams worldwide and proven at the highest levels of racing, Rekluse manual clutches deliver unparalleled performance and reliability, even in the toughest conditions.

CoreManual
TorqDrive



TorqDrive
CLUTCH PACK



CoreManual



INCREASES TORQUE CAPACITY	●	●	
DECREASES OPERATING TEMPERATURE	●	●	●
REDUCES CLUTCH FADE	●	●	●
INCREASES CLUTCH DISKS OVER STOCK	●	●	
INCLUDES TORQDRIVE FRICTION DISKS	●	●	
INCLUDES REKLUSE CLUTCH COVER	●		
INCLUDES BILLET CENTER HUB AND PRESSURE PLATE	●		●
INCLUDES REKLUSE STEEL BASKET SLEEVES	●	●	
USES OE FRICTION DISKS			●

Product configurations vary by OE clutch design. Please call Rekluse with any questions.

V-TWIN

Available for:

- 1998+ Harley-Davidson® Twin Cam® models (Touring, Dyna®, Softail®, Trike)
 - Excludes V-Rod®
- 2017+ Harley-Davidson® Milwaukee Eight® – M8 (Touring, Softail®, Trike)
- 1995+ Harley-Davidson® Sportster® models
- 2014+ Harley-Davidson® Street® 500/750 models
- 2015+ Indian® Scout® models
- Indian® Thunder Stroke® models
 - 2014+ Cheif
 - 2014+ Cheiftian
 - 2015+ Roadmaster
 - 2016+ Springfield

VISIT: rekluse.com/products/v-twin



Dealer Locator

Our world-wide distribution partners are committed to supplying you with the latest Rekluse innovations at your dealer along with first-rate customer service.

Visit www.rekluse.com/dealers to locate dealers in your area.

OFFROAD

rekluse.com/dealers

HARLEY

rekluse.com/harley-dealers

INTERNATIONAL

rekluse.com/distributors



RYAN SIPES



www.rekluse.com (208) 426-0659

customerservice@rekluse.com

12000 West Franklin Road, Boise, ID 83709

